

Grayson College Report Card

A premier learning college that transforms individuals,
builds communities, and inspires excellence.

2014 Institutional Profiles: Texas Medium-Sized Community Colleges

This report card provides a comparison of peer institutions side by side on a wide variety of facts and performance measures reported to the Texas Higher Education Coordinating Board.



Main Campus - 6101 Grayson Dr. Denison, TX 75020 - 903.465.6030
South Campus - 1455 West Van Alstyne Parkway Van Alstyne, TX 75495 - 903.415.2500
West Extension - Grayson County Airport Denison, TX 75020

2014 Institutional Profiles: Texas Medium-Sized Community Colleges

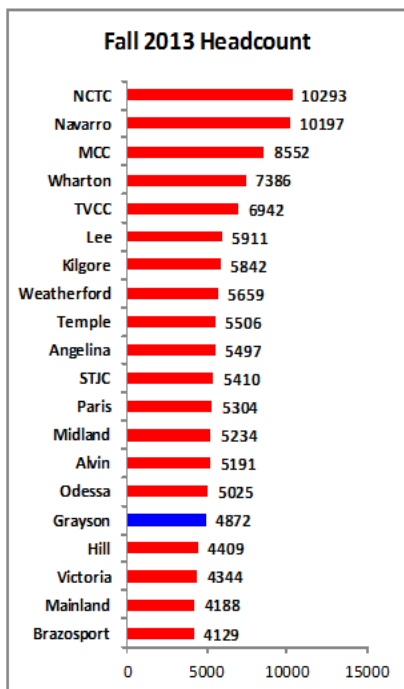
Executive Summary

The Texas Medium-Sized peer group consists of 20 community colleges. Colleges are tracked for performance by the Texas Higher Education Coordinating Board under three categories: Participation, Institutional Efficiency and Effectiveness, and Success and Excellence.

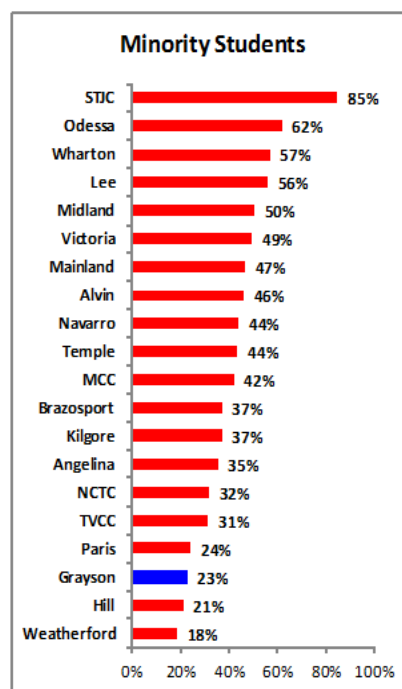
In the Participation category, Grayson College increased its fall headcount by 117 students. Minority student enrollment increased 1% and dual credit enrollment decreased from 16% to 9%. For measures in the Institutional Efficiency and Effectiveness category, Grayson College increased its average tuition and fees while decreasing its student/faculty ratio from 26 to 1 to 21 to 1. In addition, the percent of full-time faculty increased 4% from 38% to 42%. On Success and Excellence measures Grayson's 3-year graduation rate dropped 5%, its transfer rate remained flat at 14% and the number of degree and certificates awarded decreased by 3%.

When comparing rankings with each of the 19 peer institutions, Grayson increased in ranking in minority student enrollment, transfer rate, student/faculty ratio, and average tuition and fees. Grayson remained at the same rank in fall headcount, dual credit enrollment, and the percent of full-time faculty. Grayson dropped in ranking for 3-year graduation rate, and degrees and certificates awarded.

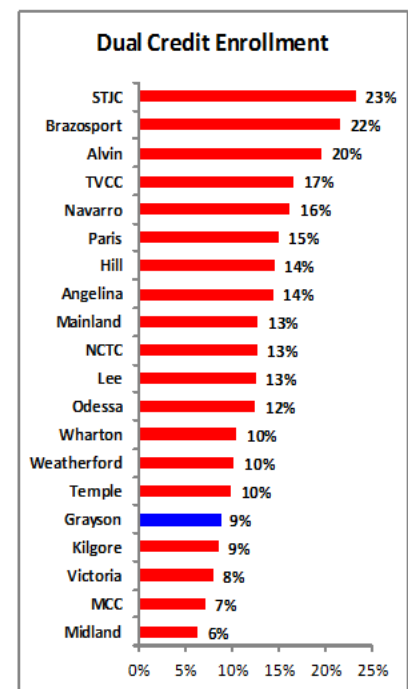
Participation



The institutional fall unduplicated headcount enrollment (Fall 2013)

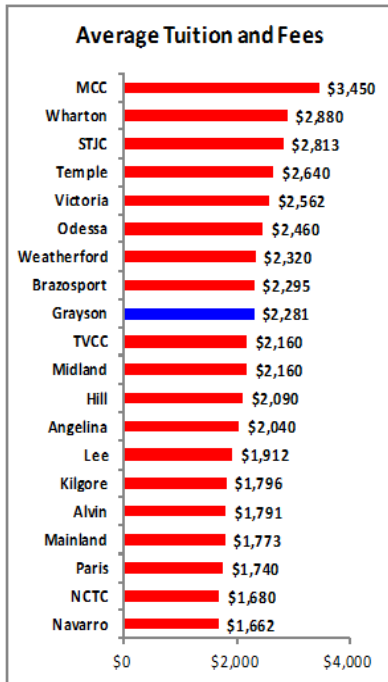


African-American, Hispanic, Asian, and International students (Fall 2013)

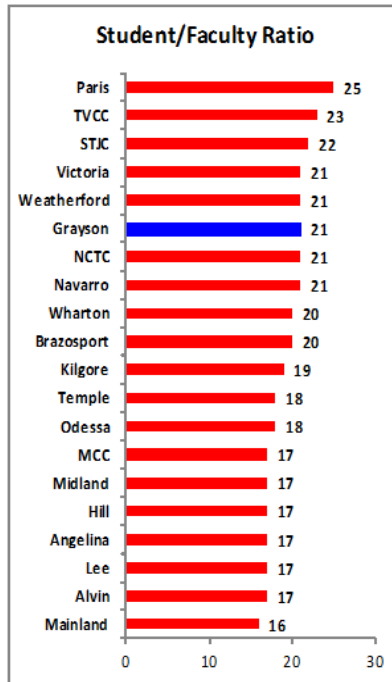


Dual Credit enrollment as a percentage of total enrollment (Fall 2013)

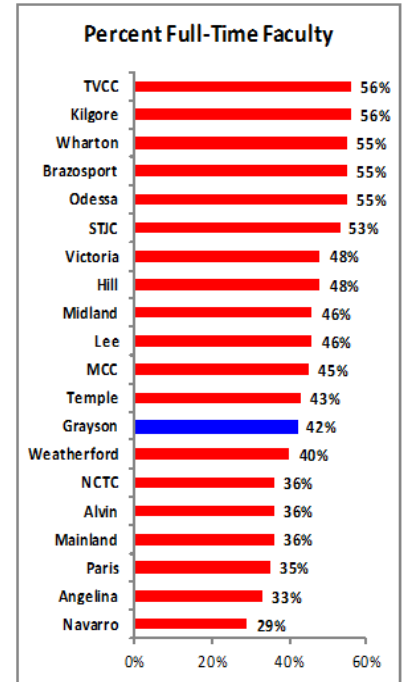
Institutional Efficiency and Effectiveness



The cost of tuition and mandatory fees charged to a student taking 30 semester credit hours (FY2014)

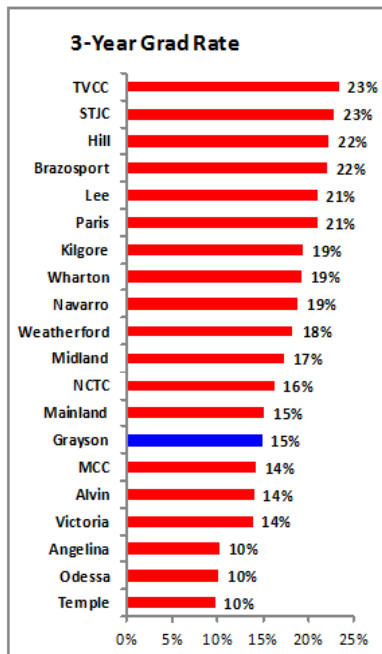


Number of full-time student equivalents per one full-time equivalent teaching faculty (Fall 2012)

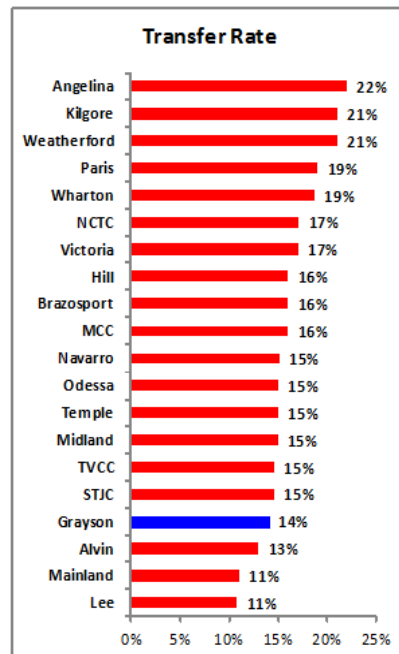


Percentage of full-time (teaching 80 percent or more) faculty members (Fall 2012)

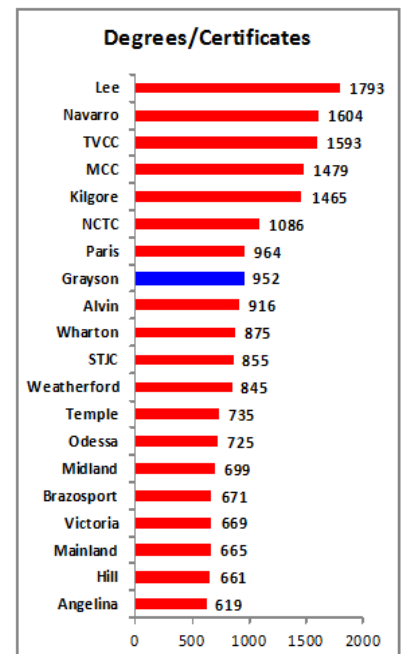
Success and Excellence



Percentage of first-time, full-time, degree seeking students who graduate within 3 years (Fall 2010 cohort)



The percentage of students in the cohort who transfer to a senior institution within six years (Fall 2007 cohort through FY 2013)



The number of degrees and certificates awarded (FY2013)