

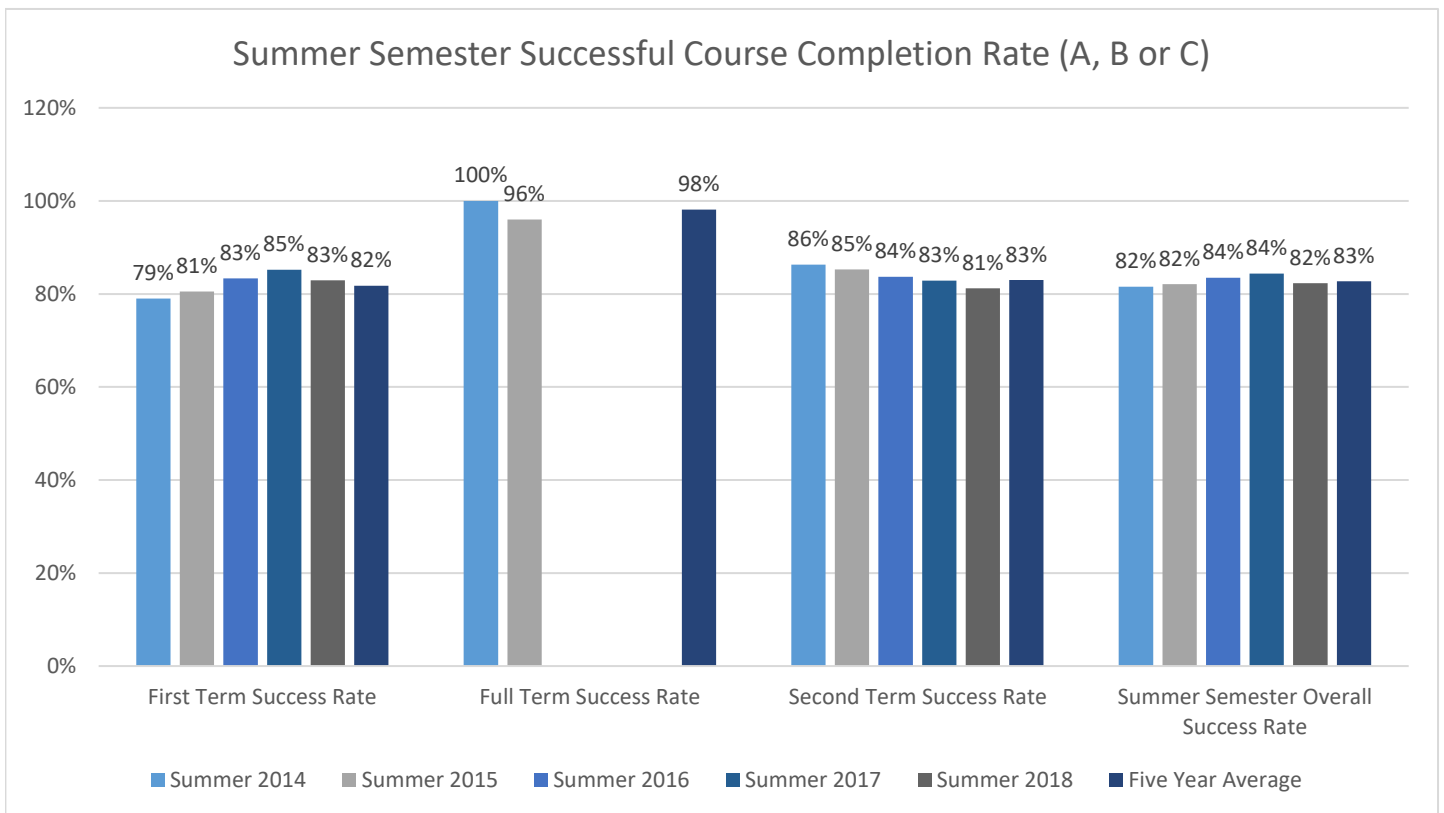
Summer 2018
Successful Course Completion Rates
(A, B or C)



Office of Planning and Institutional Effectiveness
Dr. Debbie Smarr, Dean

Grayson College Successful Course Completion Rates (A, B or C) Summer 2018

Academic Year	First Term Success Rate	Full Term Success Rate	Second Term Success Rate	Summer Semester Overall Success Rate
Summer 2014	79%	100%	86%	82%
Summer 2015	81%	96%	85%	82%
Summer 2016	83%		84%	84%
Summer 2017	85%		83%	84%
Summer 2018	83%		81%	82%
Five Year Average	82%	98%	83%	83%



Grayson College
Successful Course Completions (A, B or C)
Summer 2018

Subject	Course Number	1st Term Total Class Size	First Term Success Rate	Second Term Total Class Size	Second Term Success Rate	Summer Semester Total Class Size	Summer Semester Total Success Rate
ACCT	2301	28				28	
ACCT	2302			27		27	
ACNT	1313	10				10	
ARTS	1301	51		65		116	
BIOL	1106	32		23		55	
BIOL	1107			26		26	
BIOL	1306	32		23		55	
BIOL	1307			26		26	
BIOL	1322			10		10	
BIOL	2101	35				35	
BIOL	2102	40				40	
BIOL	2120			32		32	
BIOL	2301	35				35	
BIOL	2302	40				40	
BIOL	2320			32		32	
BIOL	2404	37				37	
BMGT	1305			10		10	
BMGT	1327			7		7	
BMGT	2309	9				9	
BUSG	1304			6		6	
BUSG	2305	3				3	
BUSI	1301	22		7		29	
CDEC	2307			3		3	
CDEC	2322	1				1	
CDEC	2324			3		3	
CHEF	1164	1				1	
CHEM	1112			13		13	
CHEM	1312			13		13	
CJLE	1211	8		11		19	
CJLE	1524	9		11		20	
CJSA	2334			3		3	
COSC	1301			24		24	
CPMT	1349			9		9	
CPMT	2350	2				2	
CRIJ	1301	4				4	
CRIJ	1307	12				12	
CRIJ	1310			8		8	
CRIJ	2323			9		9	
CRIJ	2328			1		1	
CSME	1310	6				6	

Grayson College
Successful Course Completions (A, B or C)
Summer 2018

Subject	Course Number	1st Term Total Class Size	First Term Success Rate	Second Term Total Class Size	Second Term Success Rate	Summer Semester Total Class Size	Summer Semester Total Success Rate
CSME	1401	7				7	
CSME	1443	6				6	
CSME	1447	6				6	
CSME	1451	1				1	
CSME	1453	9				9	
CSME	2343	7				7	
CSME	2401	7				7	
CSME	2439	6				6	
CSME	2441	7				7	
ECON	2301	51		24		75	
ECON	2302	13		10		23	
EDUC	1300	20		12		32	
EECT	1407	4				4	
ELPT	1311			3		3	
EMSP	2143			33		33	
EMSP	2563	33				33	
ENGL	1301	51		31		82	
ENGL	1302	17		31		48	
ENGL	2311	12		6		18	
ENGL	2327	13				13	
ENGL	2332	7				7	
FDST	1270			4		4	
GEOG	1303	10				10	
GEOL	1101	38				38	
GEOL	1301	38				38	
GOVT	2305	92		54		146	
GOVT	2306	53		74		127	
Grand Total		1825		1065		2890	
HAMG	2167	1				1	
HAMG	2337	2				2	
HART	2442	5				5	
HIST	1301	45		51		96	
HIST	1302	61		49		110	
HITT	1311	6				6	
HITT	1353			6		6	
HITT	2346	6				6	
HPRS	1303	9				9	
HPRS	2300	8				8	
HPRS	2302	11				11	
HPRS	2321	7				7	

Grayson College
Successful Course Completions (A, B or C)
Summer 2018

Subject	Course Number	1st Term Total Class Size	First Term Success Rate	Second Term Total Class Size	Second Term Success Rate	Summer Semester Total Class Size	Summer Semester Total Success Rate
HRPO	2301	2	50%			2	50%
HUMA	1301	50	74%			50	74%
INMT	2688	2	50%			2	50%
INRW	0310	6	67%	1	100%	7	71%
INRW	0320	4	100%	0		4	100%
INSR	1351	1	100%			1	100%
ITNW	1351	11	91%			11	91%
ITSC	1309			9	89%	9	89%
ITSC	2339			2	100%	2	100%
ITSY	2317			8	100%	8	100%
MATH	0115	8	38%	7	14%	15	27%
MATH	0140	17	47%			17	47%
MATH	0215	8	38%	7	14%	15	27%
MATH	0420	22	64%			22	64%
MATH	1314	55	56%	17	59%	72	57%
MATH	1316			6	67%	6	67%
MATH	1325	14	29%			14	29%
MATH	1332	1	100%			1	100%
MATH	1342	45	73%	19	58%	64	69%
MATH	1350	17	59%			17	59%
MATH	1351			12	92%	12	92%
MATH	2413	5	20%			5	20%
MRKG	1311			5	60%	5	60%
MUAP	1169	1	100%			1	100%
MUAP	1181	3	100%			3	100%
MUAP	1187	1	100%			1	100%
MUAP	2181	1	100%			1	100%
MUSI	1306	24	100%			24	100%
PHED	1164	22	91%			22	91%
PHED	1304	5	100%			5	100%
PHED	2356	5	100%			5	100%
PHIL	1301			28	86%	28	86%
PHIL	1304	33	91%			33	91%
PSYC	2301	41	98%	30	80%	71	90%
PSYC	2314	26	77%	39	95%	65	88%
PSYC	2315			14	93%	14	93%
RADR	1262	10	100%			10	100%
SOCI	1301	25	84%	20	90%	45	87%
SOCI	1306	12	83%			12	83%
SOCI	2301			8	75%	8	75%

Grayson College
Successful Course Completions (A, B or C)
Summer 2018

Subject	Course Number	1st Term Total Class Size	First Term Success Rate	Second Term Total Class Size	Second Term Success Rate	Summer Semester Total Class Size	Summer Semester Total Success Rate
SPAN	1411	16	75%			16	75%
SPAN	1412	3	67%			3	67%
SPAN	2311	2	100%	0		2	100%
SPAN	2312			1	100%	1	100%
SPCH	1311	35	94%	34	76%	69	86%
SPCH	1321	29	72%			29	72%
TECA	1303			6	83%	6	83%
TECA	1311			2	50%	2	50%
TECA	1318	4	75%			4	75%
TECA	1354	12	75%			12	75%
VNSG	1238	41	98%			41	98%
VNSG	1262	45	100%			45	100%
VNSG	2510	45	98%			45	98%
WLDG	1421	5	100%			5	100%
WLDG	1428	5	60%			5	60%
WLDG	1434	7	71%			7	71%
WLDG	1457	5	100%			5	100%
WLDG	2406	3	100%			3	100%
WLDG	2447	2	100%			2	100%
WLDG	2451	3	100%			3	100%
Grand Total		1825	83%	1065	81%	2890	82%

Grayson College
Successful Course Completion Rates (A, B or C)
Section Level
Summer 2018

Subject	Course Number	Section Number	1st Term Total Class Size	First Term Success Rate	Second Term Total Class Size	Second Term Success Rate	Summer Semester Total Class Size	Summer Semester Total Success Rate
ACCT	2301	E01NT	28	82%			28	82%
ACCT	2301 Total		28	82%			28	82%
ACCT	2302	H01NT			27	89%	27	89%
ACCT	2302 Total				27	89%	27	89%
ACNT	1313	E01NT	10	80%			10	80%
ACNT	1313 Total		10	80%			10	80%
ARTS	1301	E01NT	31	87%			31	87%
ARTS	1301	E02NT	20	80%			20	80%
ARTS	1301	H01NT			32	66%	32	66%
ARTS	1301	H02NT			33	79%	33	79%
ARTS	1301 Total		51	84%	65	72%	116	78%
BIOL	1106	E01NT	32	84%			32	84%
BIOL	1106	H01NT			23	74%	23	74%
BIOL	1106 Total		32	84%	23	74%	55	80%
BIOL	1107	H01NT			26	92%	26	92%
BIOL	1107 Total				26	92%	26	92%
BIOL	1306	E01NT	32	84%			32	84%
BIOL	1306	H01NT			23	74%	23	74%
BIOL	1306 Total		32	84%	23	74%	55	80%
BIOL	1307	H01NT			26	92%	26	92%
BIOL	1307 Total				26	92%	26	92%
BIOL	1322	H01NT			10	90%	10	90%
BIOL	1322 Total				10	90%	10	90%
BIOL	2101	F01	18	89%			18	89%
BIOL	2101	F02	17	94%			17	94%
BIOL	2101 Total		35	91%			35	91%
BIOL	2102	E01	21	95%			21	95%
BIOL	2102	E02	19	84%			19	84%
BIOL	2102 Total		40	90%			40	90%
BIOL	2120	H01			19	84%	19	84%
BIOL	2120	H02			13	85%	13	85%
BIOL	2120 Total				32	84%	32	84%
BIOL	2301	F01	35	91%			35	91%
BIOL	2301 Total		35	91%			35	91%
BIOL	2302	E01	40	90%			40	90%
BIOL	2302 Total		40	90%			40	90%
BIOL	2320	H01			32	84%	32	84%
BIOL	2320 Total				32	84%	32	84%
BIOL	2404	E01HY	16	94%			16	94%
BIOL	2404	E01NT	21	81%			21	81%
BIOL	2404 Total		37	86%			37	86%
BMGT	1305	H01NT			10	60%	10	60%

Grayson College
Successful Course Completion Rates (A, B or C)
Section Level
Summer 2018

Subject	Course Number	Section Number	1st Term Total Class Size	First Term Success Rate	Second Term Total Class Size	Second Term Success Rate	Summer Semester Total Class Size	Summer Semester Total Success Rate
BMGT	1305 Total				10	60%	10	60%
BMGT	1327	H01NT			7	57%	7	57%
BMGT	1327 Total				7	57%	7	57%
BMGT	2309	E01NT	9	67%			9	67%
BMGT	2309 Total		9	67%			9	67%
BUSG	1304	H01NT			6	100%	6	100%
BUSG	1304 Total				6	100%	6	100%
BUSG	2305	F01NT	3	100%			3	100%
BUSG	2305 Total		3	100%			3	100%
BUSI	1301	E01NT	22	91%			22	91%
BUSI	1301	H01NT			7	57%	7	57%
BUSI	1301 Total		22	91%	7	57%	29	83%
CDEC	2307	H01NT			3	67%	3	67%
CDEC	2307 Total				3	67%	3	67%
CDEC	2322	E01NT	1	100%			1	100%
CDEC	2322 Total		1	100%			1	100%
CDEC	2324	H01NT			3	100%	3	100%
CDEC	2324 Total				3	100%	3	100%
CHEF	1164	F01	1	0%			1	0%
CHEF	1164 Total		1	0%			1	0%
CHEM	1112	H01			13	92%	13	92%
CHEM	1112 Total				13	92%	13	92%
CHEM	1312	H01			13	92%	13	92%
CHEM	1312 Total				13	92%	13	92%
CJLE	1211	E01	1	100%			1	100%
CJLE	1211	G01	7	86%			7	86%
CJLE	1211	H01			11	91%	11	91%
CJLE	1211 Total		8	88%	11	91%	19	89%
CJLE	1524	E01	2	100%			2	100%
CJLE	1524	G01	7	86%			7	86%
CJLE	1524	H01			11	91%	11	91%
CJLE	1524 Total		9	89%	11	91%	20	90%
CJSA	2334	H01NT			3	100%	3	100%
CJSA	2334 Total				3	100%	3	100%
COSC	1301	H01NT			24	96%	24	96%
COSC	1301 Total				24	96%	24	96%
CPMT	1349	H01NT			9	100%	9	100%
CPMT	1349 Total				9	100%	9	100%
CPMT	2350	E01NT	2	100%			2	100%
CPMT	2350 Total		2	100%			2	100%
CRIJ	1301	E01NT	4	75%			4	75%
CRIJ	1301 Total		4	75%			4	75%

Grayson College
Successful Course Completion Rates (A, B or C)
Section Level
Summer 2018

Subject	Course Number	Section Number	1st Term Total Class Size	First Term Success Rate	Second Term Total Class Size	Second Term Success Rate	Summer Semester Total Class Size	Summer Semester Total Success Rate
CRIJ	1307	E01NT	12	92%			12	92%
CRIJ	1307 Total		12	92%			12	92%
CRIJ	1310	H01NT			8	100%	8	100%
CRIJ	1310 Total				8	100%	8	100%
CRIJ	2323	H01NT			9	100%	9	100%
CRIJ	2323 Total				9	100%	9	100%
CRIJ	2328	H01NT			1	100%	1	100%
CRIJ	2328 Total				1	100%	1	100%
CSME	1310	G01	6	50%			6	50%
CSME	1310 Total		6	50%			6	50%
CSME	1401	G01	7	57%			7	57%
CSME	1401 Total		7	57%			7	57%
CSME	1443	G01	6	33%			6	33%
CSME	1443 Total		6	33%			6	33%
CSME	1447	G01	6	83%			6	83%
CSME	1447 Total		6	83%			6	83%
CSME	1451	G01	1	100%			1	100%
CSME	1451 Total		1	100%			1	100%
CSME	1453	G01	9	89%			9	89%
CSME	1453 Total		9	89%			9	89%
CSME	2343	G01	7	71%			7	71%
CSME	2343 Total		7	71%			7	71%
CSME	2401	G01	7	86%			7	86%
CSME	2401 Total		7	86%			7	86%
CSME	2439	G01	6	67%			6	67%
CSME	2439 Total		6	67%			6	67%
CSME	2441	G01	7	57%			7	57%
CSME	2441 Total		7	57%			7	57%
ECON	2301	E01NT	51	84%			51	84%
ECON	2301	H01NT			24	58%	24	58%
ECON	2301 Total		51	84%	24	58%	75	76%
ECON	2302	E01NT	13	77%			13	77%
ECON	2302	H01NT			10	50%	10	50%
ECON	2302 Total		13	77%	10	50%	23	65%
EDUC	1300	E01HY	2	100%			2	100%
EDUC	1300	E01NT	18	72%			18	72%
EDUC	1300	H01NT			12	83%	12	83%
EDUC	1300 Total		20	75%	12	83%	32	78%
EECT			4	75%			4	75%
ELPT	1311	H01			3	67%	3	67%
ELPT	1311 Total				3	67%	3	67%
EMSP	2143	H01			33	100%	33	100%

Grayson College
Successful Course Completion Rates (A, B or C)
Section Level
Summer 2018

Subject	Course Number	Section Number	1st Term Total Class Size	First Term Success Rate	Second Term Total Class Size	Second Term Success Rate	Summer Semester Total Class Size	Summer Semester Total Success Rate
EMSP	2143 Total				33	100%	33	100%
EMSP	2563	F01	33	100%			33	100%
EMSP	2563 Total		33	100%			33	100%
ENGL	1301	E01NT	24	75%			24	75%
ENGL	1301	E02	6	83%			6	83%
ENGL	1301	E02NT	21	76%			21	76%
ENGL	1301	H01			7	71%	7	71%
ENGL	1301	H01NT			24	67%	24	67%
ENGL	1301 Total		51	76%	31	68%	82	73%
ENGL	1302	E01NT	17	59%			17	59%
ENGL	1302	H01			9	78%	9	78%
ENGL	1302	H01NT			22	45%	22	45%
ENGL	1302 Total		17	59%	31	55%	48	56%
ENGL	2311	E01NT	12	75%			12	75%
ENGL	2311	H01NT			6	33%	6	33%
ENGL	2311 Total		12	75%	6	33%	18	61%
ENGL	2327	E01NT	13	100%			13	100%
ENGL	2327 Total		13	100%			13	100%
ENGL	2332	E01NT	7	100%			7	100%
ENGL	2332 Total		7	100%			7	100%
FDST	1270	H01HY			4	100%	4	100%
FDST	1270 Total				4	100%	4	100%
GEOG	1303	E01NT	10	100%			10	100%
GEOG	1303 Total		10	100%			10	100%
GEOL	1101	E01NT	38	84%			38	84%
GEOL	1101 Total		38	84%			38	84%
GEOL	1301	E01NT	38	84%			38	84%
GEOL	1301 Total		38	84%			38	84%
GOVT	2305	E01	22	91%			22	91%
GOVT	2305	E01NT	30	83%			30	83%
GOVT	2305	E02NT	40	85%			40	85%
GOVT	2305	H01			14	100%	14	100%
GOVT	2305	H01NT			26	73%	26	73%
GOVT	2305	H02NT			14	100%	14	100%
GOVT	2305 Total		92	86%	54	87%	146	86%
GOVT	2306	E01	7	57%			7	57%
GOVT	2306	E01NT	31	87%			31	87%
GOVT	2306	E02NT	15	80%			15	80%
GOVT	2306	H01			9	100%	9	100%
GOVT	2306	H01NT			40	90%	40	90%
GOVT	2306	H02NT			25	88%	25	88%
GOVT	2306 Total		53	81%	74	91%	127	87%

Grayson College
Successful Course Completion Rates (A, B or C)
Section Level
Summer 2018

Subject	Course Number	Section Number	1st Term Total Class Size	First Term Success Rate	Second Term Total Class Size	Second Term Success Rate	Summer Semester Total Class Size	Summer Semester Total Success Rate
HAMG	2167	F01	1	0%			1	0%
HAMG	2167 Total		1	 0%			1	 0%
HAMG	2337	E01	2	100%			2	100%
HAMG	2337 Total		2	 100%			2	 100%
HART	2442	F01	5	100%			5	100%
HART	2442 Total		5	 100%			5	 100%
HIST	1301	E01NT	27	96%			27	96%
HIST	1301	E02NT	18	94%			18	94%
HIST	1301	H01			9	100%	9	100%
HIST	1301	H01NT			29	76%	29	76%
HIST	1301	H02NT			13	77%	13	77%
HIST	1301 Total		45	 96%	51	 80%	96	 88%
HIST	1302	E01NT	61	74%			61	74%
HIST	1302	H01NT			28	93%	28	93%
HIST	1302	H02NT			21	90%	21	90%
HIST	1302 Total		61	 74%	49	 92%	110	 82%
HITT	1311	E01NT	6	100%			6	100%
HITT	1311 Total		6	 100%			6	 100%
HITT	1353	H01NT			6	67%	6	67%
HITT	1353 Total				6	 67%	6	 67%
HITT	2346	E01NT	6	100%			6	100%
HITT	2346 Total		6	 100%			6	 100%
HPRS	1303	F01NT	9	100%			9	100%
HPRS	1303 Total		9	 100%			9	 100%
HPRS	2300	F01NT	8	100%			8	100%
HPRS	2300 Total		8	 100%			8	 100%
HPRS	2302	F01NT	11	100%			11	100%
HPRS	2302 Total		11	 100%			11	 100%
HPRS	2321	F01NT	7	100%			7	100%
HPRS	2321 Total		7	 100%			7	 100%
HRPO	2301	E01NT	2	50%			2	50%
HRPO	2301 Total		2	 50%			2	 50%
HUMA	1301	E01NT	50	74%			50	74%
HUMA	1301 Total		50	 74%			50	 74%
INMT	2688	G01	2	50%			2	50%
INMT	2688 Total		2	 50%			2	 50%
INRW	0310	E01	6	67%			6	67%
INRW	0310	H01			1	100%	1	100%
INRW	0310 Total		6	 67%	1	 100%	7	 71%
INRW	0320	E01	4	100%			4	100%
INRW	0320 Total		4	 100%	0		4	 100%
INSR	1351	E01NT	1	100%			1	100%

Grayson College
Successful Course Completion Rates (A, B or C)
Section Level
Summer 2018

Subject	Course Number	Section Number	1st Term Total Class Size	First Term Success Rate	Second Term Total Class Size	Second Term Success Rate	Summer Semester Total Class Size	Summer Semester Total Success Rate
INSR	1351 Total		1	100%			1	100%
ITNW	1351	E01NT	11	91%			11	91%
ITNW	1351 Total		11	91%			11	91%
ITSC	1309	H01NT			9	89%	9	89%
ITSC	1309 Total				9	89%	9	89%
ITSC	2339	H01NT			2	100%	2	100%
ITSC	2339 Total				2	100%	2	100%
ITSY	2317	H01NT			8	100%	8	100%
ITSY	2317 Total				8	100%	8	100%
MATH	0115	E01HY	3	0%			3	0%
MATH	0115	F01HY	5	60%			5	60%
MATH	0115	H01			2	50%	2	50%
MATH	0115	H01HY			5	0%	5	0%
MATH	0115 Total		8	38%	7	14%	15	27%
MATH	0140	F60	17	47%			17	47%
MATH	0140 Total		17	47%			17	47%
MATH	0215	E01HY	3	0%			3	0%
MATH	0215	F01HY	5	60%			5	60%
MATH	0215	H01			2	50%	2	50%
MATH	0215	H01HY			5	0%	5	0%
MATH	0215 Total		8	38%	7	14%	15	27%
MATH	0420	F01	13	54%			13	54%
MATH	0420	F02	9	78%			9	78%
MATH	0420 Total		22	64%			22	64%
MATH	1314	E01	20	85%			20	85%
MATH	1314	F01NT	18	33%			18	33%
MATH	1314	F60	17	47%			17	47%
MATH	1314	H01NT			17	59%	17	59%
MATH	1314 Total		55	56%	17	59%	72	57%
MATH	1316	H01NT			6	67%	6	67%
MATH	1316 Total				6	67%	6	67%
MATH	1325	F01NT	14	29%			14	29%
MATH	1325 Total		14	29%			14	29%
MATH	1332	FVCNT	1	100%			1	100%
MATH	1332 Total		1	100%			1	100%
MATH	1342	F01	15	80%			15	80%
MATH	1342	F01NT	30	70%			30	70%
MATH	1342	H01NT			19	58%	19	58%
MATH	1342 Total		45	73%	19	58%	64	69%
MATH	1350	E01NT	17	59%			17	59%
MATH	1350 Total		17	59%			17	59%
MATH	1351	H01NT			12	92%	12	92%








Grayson College
Successful Course Completion Rates (A, B or C)
Section Level
Summer 2018

Subject	Course Number	Section Number	1st Term Total Class Size	First Term Success Rate	Second Term Total Class Size	Second Term Success Rate	Summer Semester Total Class Size	Summer Semester Total Success Rate
MATH	1351 Total				12	92%	12	92%
MATH	2413	F01	5	20%			5	20%
MATH	2413 Total		5	20%			5	20%
MRKG	1311	H01NT			5	60%	5	60%
MRKG	1311 Total				5	60%	5	60%
MUAP	1169	F01	1	100%			1	100%
MUAP	1169 Total		1	100%			1	100%
MUAP	1181	F01	3	100%			3	100%
MUAP	1181 Total		3	100%			3	100%
MUAP	1187	F01	1	100%			1	100%
MUAP	1187 Total		1	100%			1	100%
MUAP	2181	F01	1	100%			1	100%
MUAP	2181 Total		1	100%			1	100%
MUSI	1306	E01NT	24	100%			24	100%
MUSI	1306 Total		24	100%			24	100%
PHED	1164	E01NT	22	91%			22	91%
PHED	1164 Total		22	91%			22	91%
PHED	1304	F01NT	5	100%			5	100%
PHED	1304 Total		5	100%			5	100%
PHED	2356	F01NT	5	100%			5	100%
PHED	2356 Total		5	100%			5	100%
PHIL	1301	H01NT			28	86%	28	86%
PHIL	1301 Total				28	86%	28	86%
PHIL	1304	E01NT	33	91%			33	91%
PHIL	1304 Total		33	91%			33	91%
PSYC	2301	E01NT	41	98%			41	98%
PSYC	2301	H01NT			30	80%	30	80%
PSYC	2301 Total		41	98%	30	80%	71	90%
PSYC	2314	E01NT	26	77%			26	77%
PSYC	2314	H01NT			39	95%	39	95%
PSYC	2314 Total		26	77%	39	95%	65	88%
PSYC	2315	H01NT			14	93%	14	93%
PSYC	2315 Total				14	93%	14	93%
RADR	1262	F01	10	100%			10	100%
RADR	1262 Total		10	100%			10	100%
SOCI	1301	E01NT	25	84%			25	84%
SOCI	1301	H01NT			20	90%	20	90%
SOCI	1301 Total		25	84%	20	90%	45	87%
SOCI	1306	E01NT	12	83%			12	83%
SOCI	1306 Total		12	83%			12	83%
SOCI	2301	H01NT			8	75%	8	75%
SOCI	2301 Total				8	75%	8	75%

Grayson College
Successful Course Completion Rates (A, B or C)
Section Level
Summer 2018

Subject	Course Number	Section Number	1st Term Total Class Size	First Term Success Rate	Second Term Total Class Size	Second Term Success Rate	Summer Semester Total Class Size	Summer Semester Total Success Rate
SPAN	1411	F01NT	16	75%			16	75%
SPAN	1411 Total		16	75%			16	75%
SPAN	1412	F01NT	3	67%			3	67%
SPAN	1412 Total		3	67%			3	67%
SPAN	2311	F01NT	2	100%			2	100%
SPAN	2311 Total		2	100%	0		2	100%
SPAN	2312	H01NT			1	100%	1	100%
SPAN	2312 Total				1	100%	1	100%
SPCH	1311	E01NT	35	94%			35	94%
SPCH	1311	H01NT			34	76%	34	76%
SPCH	1311 Total		35	94%	34	76%	69	86%
SPCH	1321	E01NT	29	72%			29	72%
SPCH	1321 Total		29	72%			29	72%
TECA	1303	H01NT			6	83%	6	83%
TECA	1303 Total				6	83%	6	83%
TECA	1311	H01NT			2	50%	2	50%
TECA	1311 Total				2	50%	2	50%
TECA	1318	E01NT	4	75%			4	75%
TECA	1318 Total		4	75%			4	75%
TECA	1354	E01NT	12	75%			12	75%
TECA	1354 Total		12	75%			12	75%
VNSG	1238	F01NT	41	98%			41	98%
VNSG	1238 Total		41	98%			41	98%
VNSG	1262	F01	45	100%			45	100%
VNSG	1262 Total		45	100%			45	100%
VNSG	2510	F01	45	98%			45	98%
VNSG	2510 Total		45	98%			45	98%
WLDG	1421	F03	5	100%			5	100%
WLDG	1421 Total		5	100%			5	100%
WLDG	1428	F01	5	60%			5	60%
WLDG	1428 Total		5	60%			5	60%
WLDG	1434	F01	4	50%			4	50%
WLDG	1434	F03	3	100%			3	100%
WLDG	1434 Total		7	71%			7	71%
WLDG	1457	F03	5	100%			5	100%
WLDG	1457 Total		5	100%			5	100%
WLDG	2406	F01	1	100%			1	100%
WLDG	2406	F02	2	100%			2	100%
WLDG	2406 Total		3	100%			3	100%
WLDG	2447	F04	2	100%			2	100%
WLDG	2447 Total		2	100%			2	100%
WLDG	2451	F01	2	100%			2	100%

Grayson College
Successful Course Completion Rates (A, B or C)
Section Level
Summer 2018

Subject	Course Number	Section Number	1st Term Total Class Size	First Term Success Rate	Second Term Total Class Size	Second Term Success Rate	Summer Semester Total Class Size	Summer Semester Total Success Rate
WLDG	2451	F02	1	 100%			1	 100%
WLDG	2451 Total		3	 100%			3	 100%
Grand Total			1825	 83%	1065	 81%	2890	 82%